

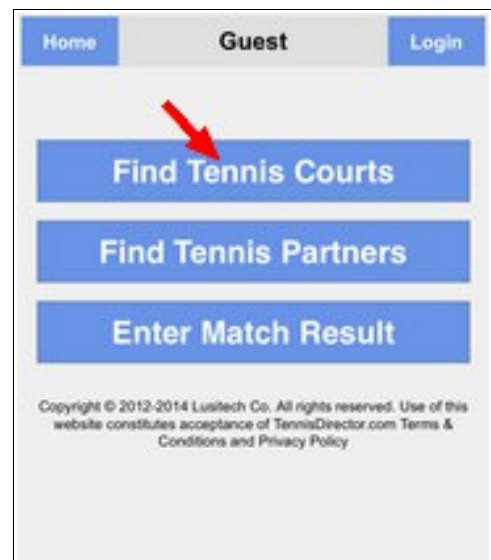
Setup Lessons & Reserve Courts

Go Smartphone!

1. On your smartphone, go to your Internet Access and enter on the address line: tennisdirector.com. On the welcome page tap "I am a Tennis Player".



2. Tap the "Find tennis courts" button.



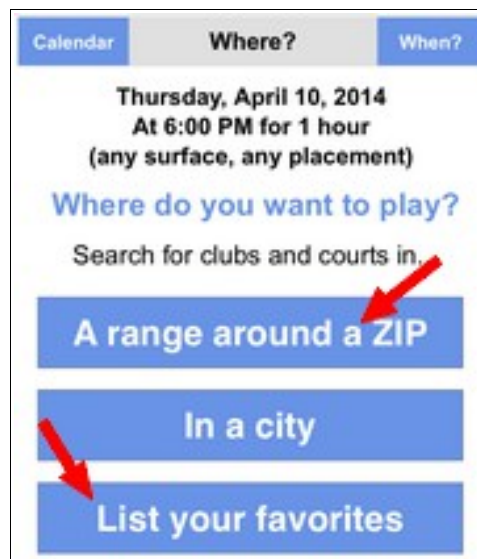
3. On the calendar, tap the day you want to play.



4. Indicate the time that you want top play and for how long. Ignore surface and Indoor/Outdoor.

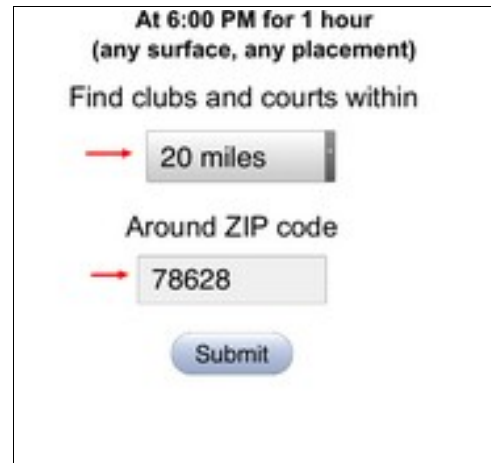


5. You may search for a club by a radius around a ZIP code, by city or, if you have clubs in your favorite list (see below), tap the "List your favorites bar"



Mobile reservations

6. ZIP code example: Enter a ZIP code and the radius in miles to perform the search. Tap "Submit"



At 6:00 PM for 1 hour
(any surface, any placement)
Find clubs and courts within

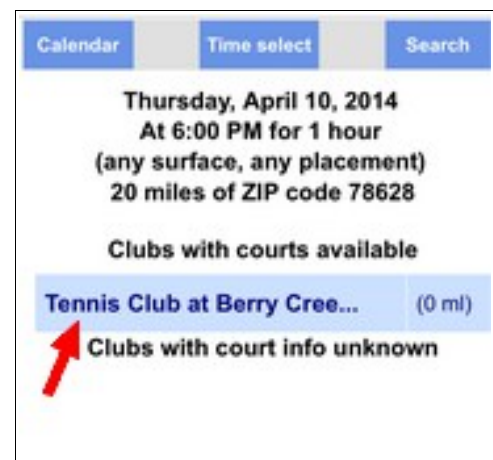
→ 20 miles

Around ZIP code

→ 78628

Submit

7. A list of all registered clubs falling under the search criteria will show. Tap on the club name that you want to select.



Calendar Time select Search

Thursday, April 10, 2014
At 6:00 PM for 1 hour
(any surface, any placement)
20 miles of ZIP code 78628

Clubs with courts available

Tennis Club at Berry Cree...	(0 ml)
Clubs with court info unknown	

8. If you are not logged in yet, the system will ask for you email address and password (if you have one).



Home Back

Player identification

Email address or User Name

→

Submit

(New player?)

Mobile reservations

9. Enter the name of your opponent and tap a court to make a reservation.

You may also use the top "Add fav." button to add this facility to your favorites.



10. You now have one minute to finalize tap the blue bar and confirm the reservation.



And that's it!