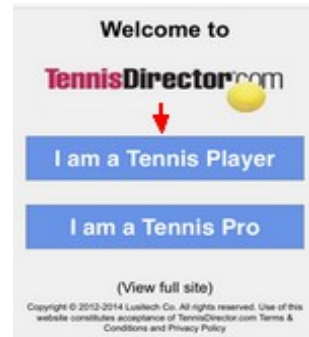


LOGIN

- On your smartphone go to tennisdirector.com
- Tap on the "I am a Tennis Player" bar



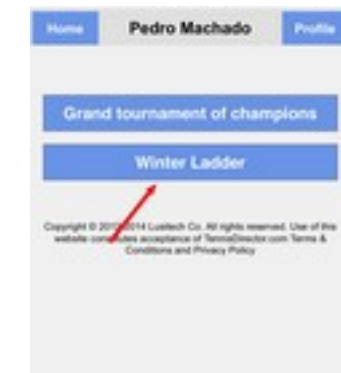
- Tap the "Leagues and Ladders" bar



- If you are not logged in yet, you will be asked to enter your email address and (if you created one before) your password.

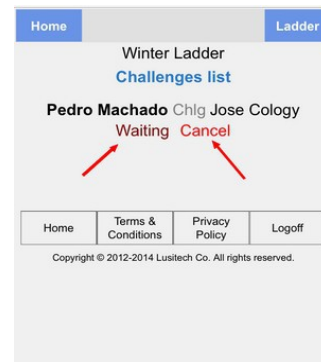
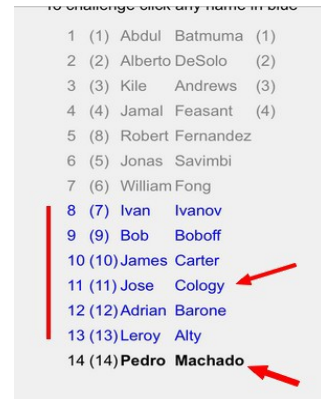


- Now chose the ladder that you are registered to by tapping its name



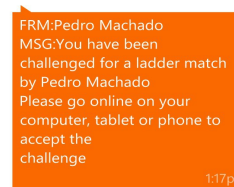
CHALLENGING ANOTHER PLAYER

- Locate your name on the ladder
- Players' names in blue are the ones that you may challenge according to the ladder rules.
- Tap on the player you want to challenge
- And now you wait
(You may delete your challenge any time before it's accepted or rejected)

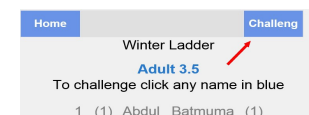


ANSWERING TO A CHALLENGE

- Challenged player receives a text message or an email depending on if player's profile includes (or not) a cell phone and cell carrier information
- After receiving the email or text message, challenge player goes through the login process until the ladder is shown. Tap the "Challenge" button on the top right of the screen.
- Player can now accept or reject the challenge.



type a text message

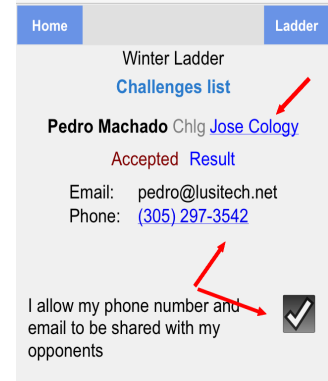


ORGANIZING A MATCH

- There are several ways for players to communicate with each other to organize a match:

1. If players check the personal information allowance on the bottom of the screen that email and cell phone information will be visible to opponents. Most smartphones will allow a simple tap on the email address or phone number to initiate the communication

2. Tap on the opponent's name to send a text message or email without having that information available (see next)



- If you opt for a system driven text message and tapped the opponent's name in the step above, just enter your email text end tap "Submit"



ENTERING A MATCH RESULT

- Once the match is played, go to the challenge screen and tap "Result"



- The system defaults the logged in player as the winner. To change that just tap the word "def" between the two players.
- Enter the result and the match date and tap "Submit"



RULES TO ENTER MATCH RESULTS

- Results are always entered in the winners perspective and the winner is always the player on the left of the word “def”. Tap “def” if you want to change the winner. A result of 3-6; 2-6 will be rejected by the system.
- You may just tap the “Deflt” button without entering a result to indicate that the losing party has defaulted.
- You may enter a partial result and tap the “Retir” button to indicate that the losing party has retired.
- Match results are entered in sequences of digits with no characters in the between. Example: A 6-2; 6-4 result will be entered as 62 on the first box and 64 on the second. A set that ended with a tiebreak will use a left bracket to enter the tiebreak result. Example: a 7-6 (4) result will be entered as 76(4)